

Profil LED / Profile LED

FALCO

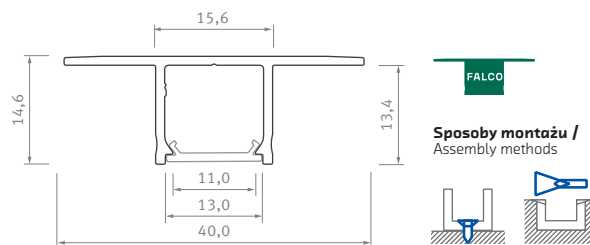
Karta produktu Data sheet

PL

Pojedynczy profil LED do instalacji między dwoma płytami GK. Pozwala na szybki montaż przy zastosowaniu wkrętów oraz wykończenie gładzią szpachlową bez konieczności użycia siatki montażowej.

EN





Single LED profile for installation between two plasterboard sheets. Allows for fast installation using screws and finishing with plaster without the need for a mounting mesh.



FALCO








Profil LED / Profile LED

Wymiary [mm] / Dimensions [mm]: 1000, 2020, 3000





	BIAŁY (lakierowany) white (lacquered)	CZARNY (lakierowany) black (lacquered)	SREBRNY (anodowany) silver (anodized)	SUROWY raw
Kolory profili Profile colors				
1,0 m	10-0951-10	10-0965-10	10-0974-10	10-0980-10
2,02 m	10-0951-20	10-0965-20	10-0974-20	10-0980-20
3,0 m	10-0951-30	10-0965-30	10-0974-30	10-0980-30
Szerokość taśmy LED [mm] LED strip width [mm]	do 12 up to 12			

Klosze (PVC/PMMA/PC) / Covers





Wymiary [mm] / Dimensions [mm]: 1000, 2020, 3000

TRANSPARENTNY transparent	MROŻONY frozen	MLECZNY milky	FROSTED MLECZNY milky frosted	CZARNY PMMA black PMMA	LENS 15 lens 15	LENS 30 lens 30
BASIC						
						
1 m/PMMA 11-2350-10 1 m/PC 11-3013-10	1 m/PMMA 11-2302-10 1 m/PC 11-3012-10	1 m/PMMA 11-2251-10 1 m/PC 11-3011-10	1 m/PMMA 11-2406-10	1 m/PMMA 11-2017-10	1 m/PMMA 11-2060-10	1 m/PMMA 11-2080-10

Zaślepki (tworzywo sztuczne) / End caps (plastic)

Z OTWOREM TRASOWANYM with push-hole			
BIAŁY white	CZARNY black	SREBRNY silver	SZARY gray
BASIC			
			
ABS 12-1041-00	ABS 12-1042-00	ABS locq. 12-1045-01	ABS 12-1044-00

Dodatki / Accessories

ŁĄCZNIK PROSTY straight connector	ŁĄCZNIK POPRZECZNY KĄTOWY angular transverse connector	ŁĄCZNIK KĄTOWY 90° angular connector 90°	ŁĄCZNIK KĄTOWY 120° angular connector 120°
			
14-3032-02	14-3038-01	14-3030-01	14-3036-01

Maksymalna rozpraszana moc źródeł światła LED

Maximum dissipated power of LED light sources

dla temperatury profilu for temperature profile 55° C	dla temperatury profilu for temperature profile 65° C
23,8 W	32 W

LUMINES[®]
LIGHTING

www.lumines.pl

